

July 31 - August 4, 2023

FCS Summer Camp Weekly Newsletter

Session 07



Welcome

IN THIS ISSUE

PEEK INTO OUR CAMP PROGRAMS

TRY THESE ACTIVITIES AT HOME

LISTENING IN

PHOTO GALLERY

LINK TO VIDEO COLLAGE

WRITTEN BY:

SUPPORT STAFF AND
CAMP ADMINISTRATORS

Welcome

Introduction

"I admire our campers and staff's flexibility as we continually improve our school..."



Van Nguyen
Director of Operations
Summer Camp Director

Welcome to our camp!

Some families have asked me what I do during the school year as they've dropped off or picked up their children this summer. While I have been at FCS for almost 7 years, this coming school year marks my entry into a new role as the Director of Operations.

Some eagle-eyed families and students may have noticed me coordinating with our facilities manager on various tasks throughout campus from painting to furniture and other grounds work. For many schools, summer is a time for the school building to get refreshed for the fall, and FCS is no different in that regard.

I admire our campers and staff's flexibility as we continually improve our school, and while it may not be on the same scale as last year's outdoor construction, I wanted to share my gratitude to all of our friends here at FCS Summer Camp.

07A1



Little Explorers (Rainbow Catchers)
Led By: Brenda Alvarado
Assisted by: Jasmine Cerritos

Explorers this week got fun with color. They created rainbow paper kites, snow globes and popsicle painters!

07B1



Sports and Agility
Led By: Brian Belstock
Assisted by: Pat Clark

Athletes worked together to advance their skills in agility, speed and technique. They played games like baseball, soccer, and bowling.

07B2



Elephant & Piggie & More
Led By: Mirsa Shulman

Friends this week explored the world within the pages of the Elephant & Piggie books, and participated in art projects that reflected the characters and scenarios in the picture books

07B3



Magic School Bus
Led By: Keely Kozak
Assisted by: Tyler Washington

This week, campers blasted off on a new adventure every day and explored a range of topics, from finding gems to making bat caves!


07B4



The Science of Food
Led By: Taylor Washington

Scientists explored all the ins and outs of food. They created experiments like fizzy cubes, lemon explosions and volcanos!

07C1



FCS Farms
Led By: Crystal Shay Robinson

This week our campers took care of all the farm tasks like caring for the guinea fowl, watering plants and learning about farm necessities.

07C2



The Science of Color
Led By: Sandra Haw

Artists delved into a bright new world of color. Experimenting, painting, and creating rainbows were only a few of the activities they did this week

07C3



Trading Card Games
Led By: Crystal A. Robinson
Assisted by: Nicholas Lugo

Game makers used their knowledge of past card games to make more difficult and captivating card games.

07D1


FCS



Filmmaking: Mystery
Led By: Abby Wilson

Campers teamed up this week to create a range of interesting films with the theme of mystery. They learned how to storyboard, write scripts, film on cameras and edit full-fledged movies!

07D2



High School Test Prep (Math)
Led By: Reema Srivastava
Assisted by: Alex Andrews

This week, our scholars put their brain to the test and learned new and familiar math skills in preparation for their high school tests.



Campers from Elephant & Piggie showing off the birds nest hats they created

Welcome

Try this @Home



Here are some ideas that you can do at home!



Trading Card Games (TCGs) and Academics

Card games are an excellent way to develop skills that are useful in educational settings.

This week, campers had full permission to play Pokemon TCG and Magic: The Gathering at school. Not only was it a fun social activity, but they also practiced their math and reading skills in addition to developing their social-emotional skills regarding healthy competition, communication, and other negotiation skills.



Left: Marco and Kate are engaged in their Magic: The Gathering cards

Top: Sammy interrupts his Magic: The Gathering game to say hello

Above: Crosby enjoys his Pokemon game


Let's Make Fizzy Cubes!

Making a fizzy cube is quite easy and you probably have all the ingredients at home!

First, mix together baking soda and water until you get a paste like consistency.

You can then put your food color of choice to bring it to life! Now, put the paste into a mold or ice-tray and freeze over night!

Once they're all frozen take them out and apply vinegar to see them fizz!



Adding vinegar to fizzy cubes produces a colorful, bubbly reaction!



Joey and Mateo enjoy their fizzy, star-shaped experiments

Making a Movie in 5 days

Check out our collection of short films in our 2023 Summer Camp Video playlist linked below!

Basketball Ghost

starring Asa and Earl

Darkness

starring Asher, Isobel, Markham, and Sophie

Innocent Until Proven Guilty

starring Christina, Isabella, and Sydney




Step 1: Planning

In the first stages of film making, you're going to want to plan everything out, this includes script writing. It's easy to plan by using a mind-map with categories like, "light, sound, costume, and editing" design.



Step 2: Filming

This is where all the action happens! You want to make sure you film both A-roll and B-roll* footage so you can edit it all together later.



Step 3: Editing

Our final stage! This is where we put all our footage into Canva and start cutting. We can change lighting, color even add sound effect to fit our original storyboard!

**A-roll contains all our dialogue and primary footage, so we always film this first!*

B-roll has all our filler film like running or playing basketball.

Welcome

Listening In



Ever wonder what our campers say about their experience?



CAMPERS SAY...



MATEO

Making fizzy cubes was the favorite part of my week because they're fun! We made them with vinegar, baking soda and food coloring.



JAVIER

I loved playing multiple card games at camp! My favorite card game to play is Magic the Gathering.



ANNA

It was great being able to see all my friends I haven't seen in a long time. I also learned a lot of great new test skills.



ALEXIA

I loved painting colored tissues on paper with water! And I can't wait to make slime later this week.

...THE BEST THINGS




EARL

My favorite thing about my camp was getting to learn new things like how to edit and getting to meet new people!



VIVIAN

My favorite part of this week was making puppets!





Additional thanks to:

Romeo Garcia (Administrative Assistant)

Sheldon Henry (Director of Technology)

Carol MacAdam (School Librarian)

Ramiro Pecher (Facilities Manager)

Irma Guillén (Custodian)

Jasmine Vaughn (School Nurse)









Our Support Staff this week:

- Ani Arzoumanian
- Ethan Clarkewallis
- Kim Lugo
- Jared McCord
- Samantha McKay (video)
- Jaya Sullivan




A Toad In The Road

*and an FCS
community connection*



Assistant Counselor Pat Clark makes friends with "Nick Fury" the toad



An injured toad attempts to cross the FCS driveway, creating an interesting diversion from conventional camp staff morning duties

On Friday morning of Session 07, we found an injured toad sitting in the driveway. Encountering critters of all sorts is common at FCS, given our proximity to Greenbelt Park, but this morning the toad had car-line to contend with. Not wanting to further injure the toad, we were hesitant to touch or move it, until the grandmother of a camper offered help. As she graciously moved the toad to safety, the thought came to mind what a beautiful example this was of the spirit of FCS: we are a community ready to assist in times of need, we take care of our earth, and we take care of each other.



Office support staff Jared McCord and Assistant Counselor Pat Clark help the toad cross the driveway, Abbey Road style



**Nurturing
lifelong learners,
courageous risk-
takers, and
joyous
peacemakers.**

OPEN HOUSES:

**October
through
January**



**Accepting applications
in select grades for
2023-24.**

**Application available
in September for
2024-25.**

FCS FRIENDS
COMMUNITY
SCHOOL

Quaker Progressive Education for Grades K – 8

www.friendscommunityschool.org



WELCOME

FCS SUMMER CAMP

SEE YOU NEXT WEEK!

FOR SESSION 08



Click here for a video slideshow!